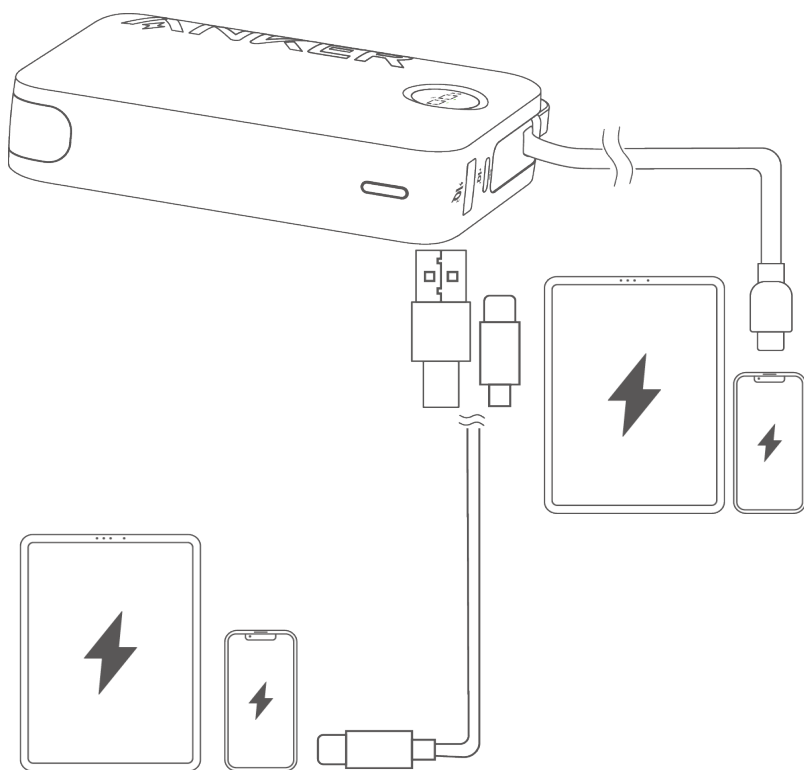


Checking the Battery Level

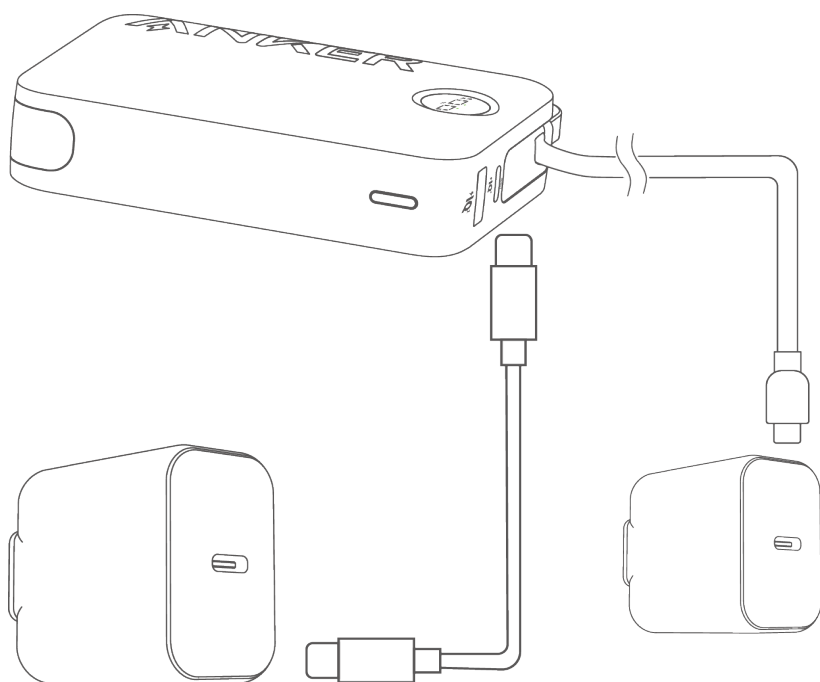


- ① Recharging
- ② Trickle-Charging Mode
- ③ Remaining Battery Percentage

Charging Your Devices

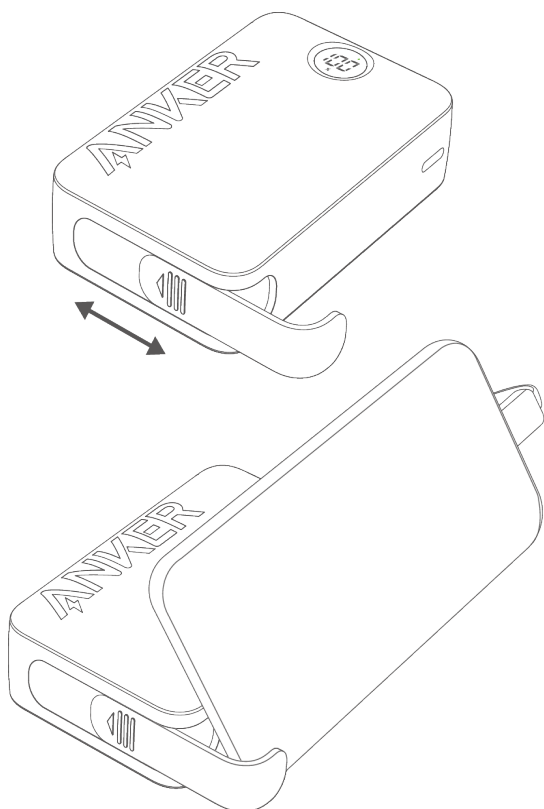


Recharging the Power Bank



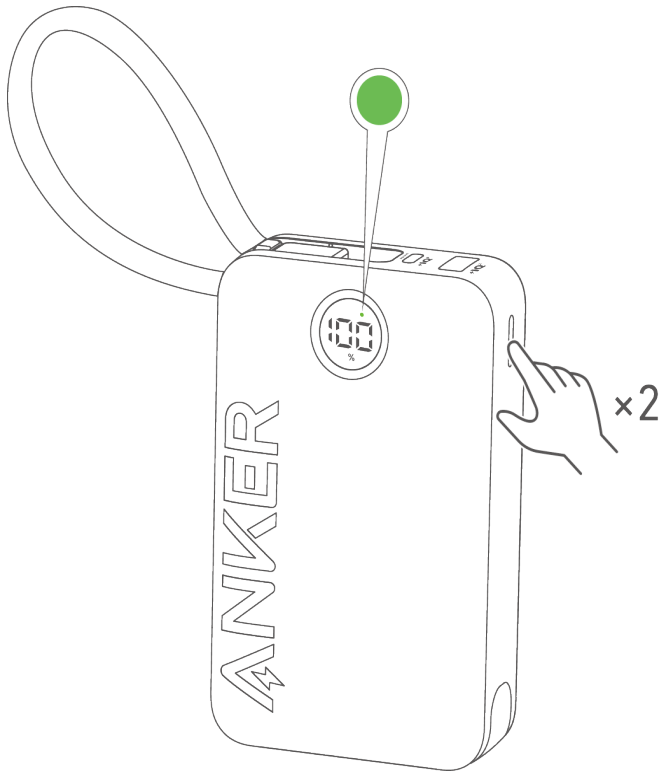
Note: The package does not include an additional cable.

Using the Stand

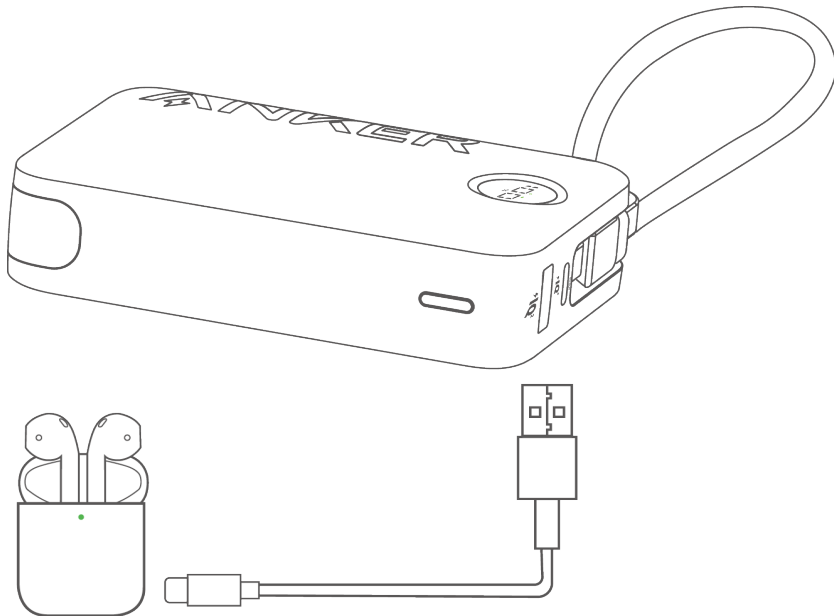


Trickle-Charging Mode

1. Activate trickle-charging mode.



2. Charge your earbuds or other low-power devices using trickle-charging mode.



3. Exit trickle-charging mode.



Specifications

Cell Capacity	20,000mAh
Input	USB-C Cable : 5V ≍ 3A / 9V ≍ 2.22A / 12V ≍ 1.67A USB-C: 5V ≍ 3A / 9V ≍ 2.22A / 12V ≍ 1.67A
Output	USB-C Cable : 5V ≍ 3A / 9V ≍ 2.22A /10V ≍ 2.25A / 12V ≍ 1.67A USB-C: 5V ≍ 3A / 9V ≍ 2.22A /10V ≍ 2.25A / 12V ≍ 1.67A USB-A: 5V ≍ 3A / 9V ≍ 2A /10V ≍ 2.25A / 12V ≍ 1.5A
Total Output	15W