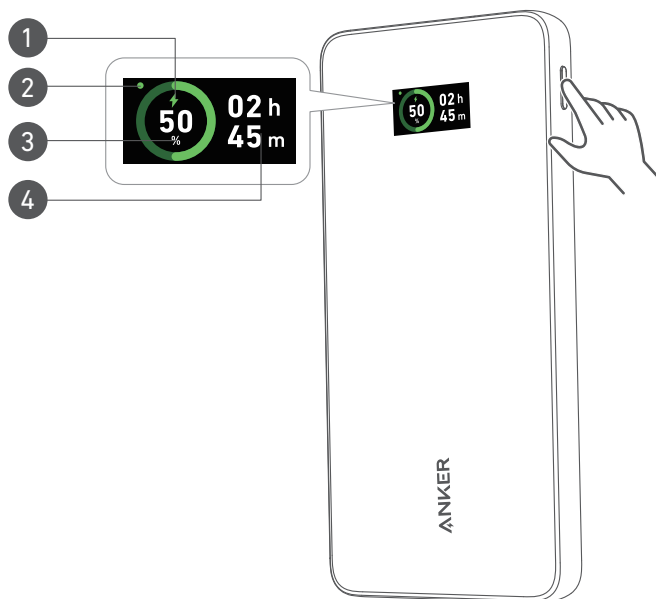


Checking the Battery Level

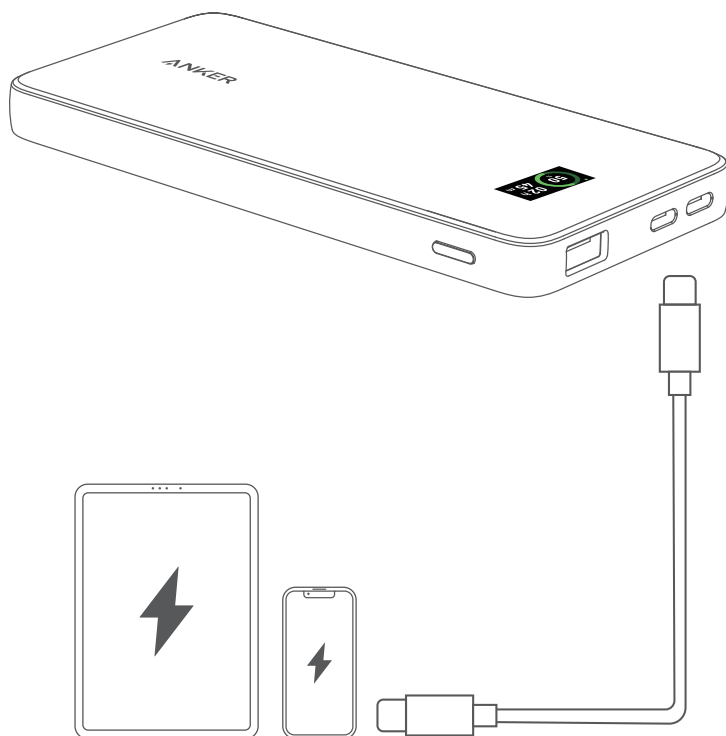
Press the button to check the battery level.



- ① Recharging
- ② Trickle-Charging Mode
- ③ Remaining Battery Percentage
- ④ Estimated Time for Battery to Deplete / Estimated Time to Fully Recharge

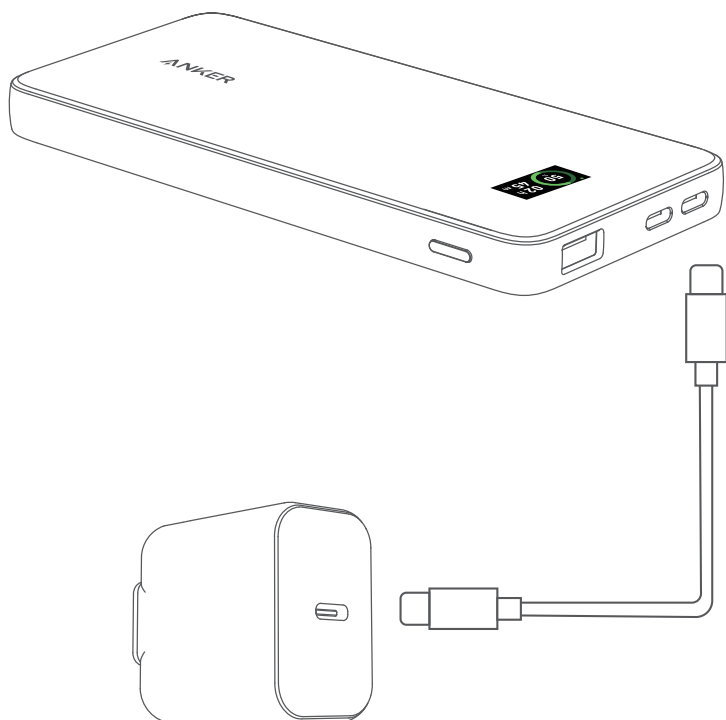
Charging Your Devices

Charge your phones and tablets via the USB ports.



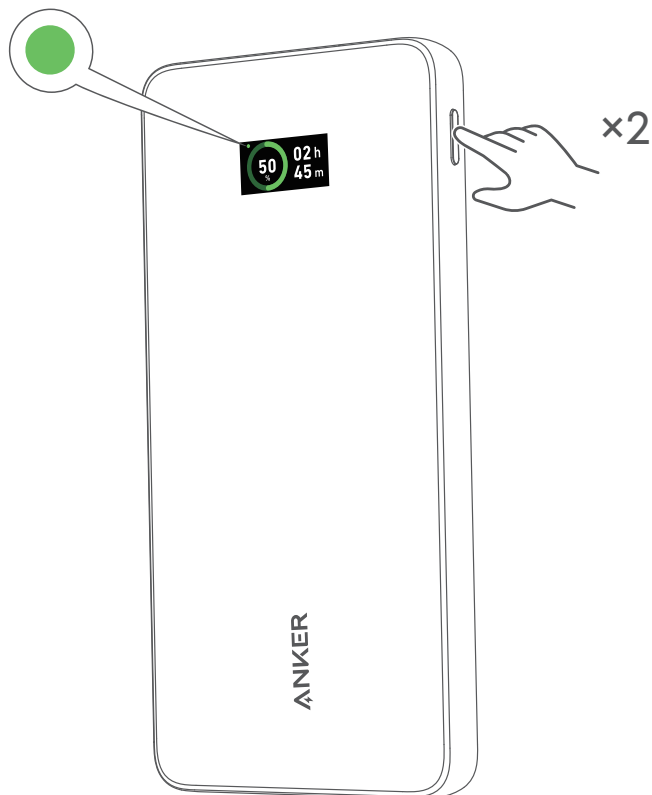
Recharging Your Power Bank

Recharge the power bank by using either one of the USB-C ports.

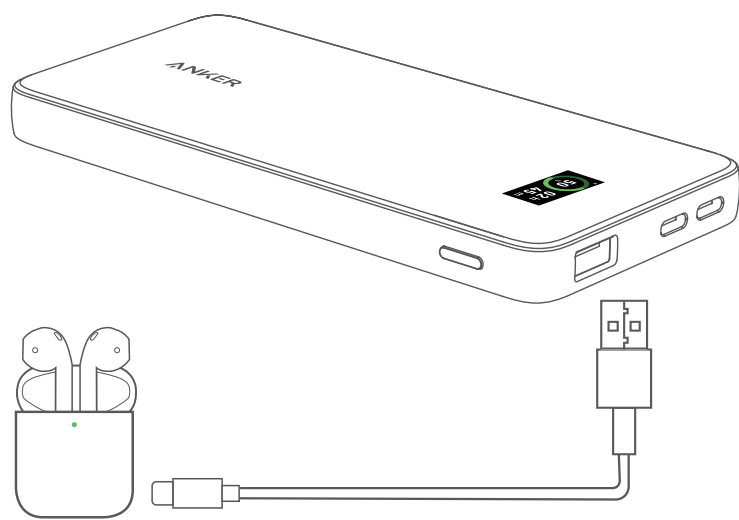


Trickle-Charging Mode

1. Press the button twice to activate trickle-charging mode.



2. Charge your earbuds or other low-power devices.



3. Press the button twice to exit trickle-charging mode.



Specifications

Cell Capacity	10,000 mAh
USB-C Input	5V ≡ 3A / 9V ≡ 2.22A / 12V ≡ 1.5A
USB-C 1 Output	5V ≡ 3A / 9V ≡ 2.22A / 10V ≡ 2.25A / 12V ≡ 1.5A
USB-C 2 Output	5V ≡ 3A / 9V ≡ 2.22A / 12V ≡ 1.5A
USB-C 1 / USB-C 2 PPS Output	5-11V ≡ 2.78A (25W Max)
USB-A Output	5V ≡ 3A / 9V ≡ 2A / 10V ≡ 2.25A / 12V ≡ 1.5A
Total Output	5V ≡ 3.6A Max